

# Agilent 85024A High Frequency Probe 300 kHz to 3 GHz

Product Overview



Sg  
Labs  
test & measurement instruments



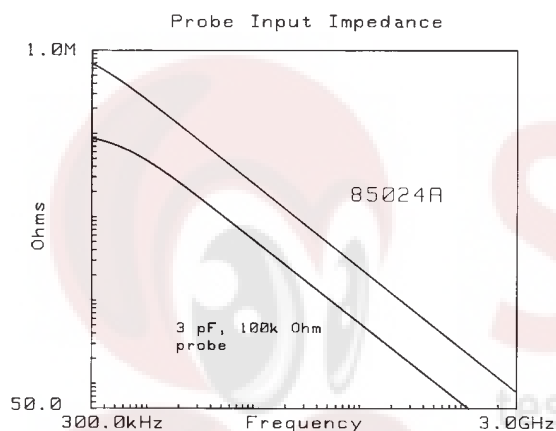
**Excellent probing capability for demanding applications**



**Agilent Technologies**  
Innovating the HP Way

## Extend high frequency probing applications

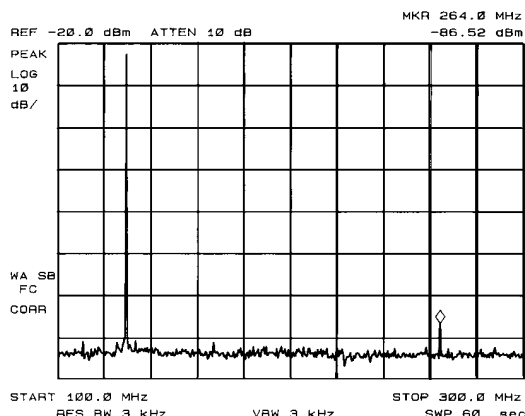
The Agilent Technologies 85024A high frequency probe offers excellent performance. The probe employs a GaAs IC to obtain extremely low input capacitance of only 0.7 pF shunted by 1 MΩ of resistance. Because of this low input capacitance, high frequency probing is possible without adversely loading the circuit under test. Also, the 1 MΩ shunt resistance guarantees minimal circuit loading at lower frequencies. Since the probe has excellent sensitivity, it is well-suited for use with analyzers offering exceptional dynamic range. The 85024A is an excellent accessory for high frequency test equipment, especially Agilent RF network or spectrum analyzers which supply probe power from the front panel.



Probe with less error due to higher input impedance. For example, in a 50 ohm system at 500 MHz, the 85024A presents 455 ohms which produces a 10% signal loss from loading effects, while a 3 pF, 100 kΩ probe presents 106 ohms causing a 32% signal loss.

## Spectrum analysis

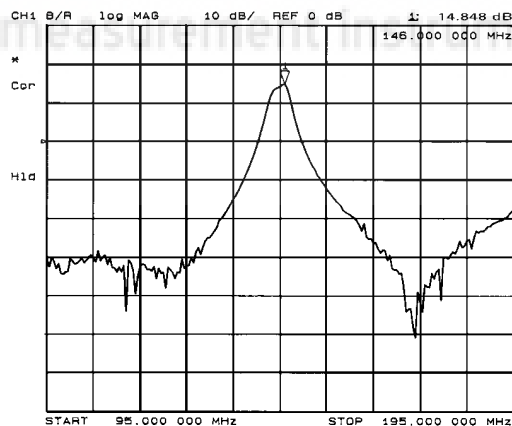
Troubleshooting RF and IF signal paths to identify problem areas in a system is convenient and accurate with an 85024A and a spectrum analyzer. Measurements of frequency, power, modulation, distortion, conversion loss, and spectral purity are possible within a circuit. High sensitivity and low distortion levels ensure the probe's ability to detect small signals or search for spurious responses. In fact, the sensitivity of most 85024A applications is limited only by the noise floor of the spectrum analyzer itself. Add a tracking generator to easily perform swept in-circuit measurements.



**Troubleshoot IF paths for low level spurious responses.**

## Network analysis


When used with a network analyzer, this versatile probe makes it easy to measure the gain, attenuation, phase linearity, or group delay of individual circuit stages. Also, investigate multi-stage circuits to rapidly determine the location of faults in a system. Low input capacitance and high shunt resistance minimizes the loading to the circuit under test. Excellent frequency response and unity gain of the Agilent 85024A guarantee high accuracy in swept measurements.



**Excellent flatness maintains accuracy in swept measurements.**

## Advanced design

Simplicity and reliability are inherent in the design of the 85024A. The front end was designed using a custom GaAs IC to provide low input capacitance. A retractable metal sleeve protects the probe from physical damage to the tip when not in use and, more importantly, from electrostatic discharge (ESD) damage to the probe. By retracting the metal sleeve, the user establishes himself at the same potential as the high frequency probe. Thus, it may be handled with less possibility of electrostatic damage. Finally, the entire probe front end is easily disassembled for quick replacement in the field.



**A replaceable state-of-the-art GaAs IC provides high performance and extends the lifetime of the 85024A.**

## Compatible with many Agilent instruments

Direct compatibility with many RF analyzers further leverages the performance and flexibility of the 85024A high frequency probe. Spectrum analyzers which supply probe power from the front panel include the Agilent 8560, 8590, and 71100 series. RF network analyzers like the 8751, 8752, 8753, and 4395 are also directly compatible. In addition, utilize the high frequency probe with other instruments by making use of an external probe power supply like the Agilent 11899A.

## Specifications

(Terminated with 11880-60001 Type-N Adapter)

**Specifications** describe the warranted performance over the temperature range of 25° C ±5° C (except where noted). **Supplemental characteristics** are intended to provide information useful in applying the instrument by giving unwarranted performance parameters. These are denoted as "typical," "nominal," or "approximate."

<b>Input capacitance</b> (at 500 MHz)	< 0.7pF (nominal)
<b>Input resistance</b>	1 MΩ (nominal)
<b>Bandwidth</b>	300 kHz to 3 GHz (nominal) Usable to 100 kHz
<b>Average gain</b>	0 dB ± 1.25 dB
Average gain is defined as the average of the maximum and minimum gains over the frequency range of 300 kHz to 1 GHz (maximum gain + minimum gain)/2.	
<b>Frequency response</b> (relative to Average Gain):	
300 kHz to 1 GHz	±1.25 dB
1 GHz to 3 GHz	±2.5 dB
<b>Average noise level</b>	< 1 mV, 10 Hz to 10 MHz
<b>Input voltage for &lt;1 dB compression</b>	0.3 V

## Supplemental characteristics

<b>Noise figure</b>	
Below 100 MHz	< 50 dB
100 MHz to 3 GHz	< 25 dB
<b>Pulse transition time</b>	200 psec
<b>Distortion (at 0.3 V)</b>	< -30 dBc
<b>Maximum safe input</b>	
Probe alone	±1.5 V peak RF, ±50 V DC
Probe with 10:1 divider	±15 V peak RF, ±200 V DC
<b>10:1 divider characteristics</b>	
Input capacitance	< 0.7 pF
Input resistance	1 MΩ
Input voltage for 1 dB compression	3 V

## Power

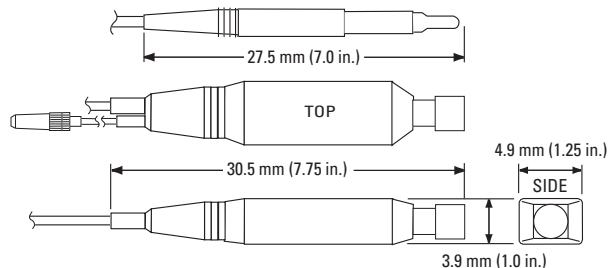
Supplied by certain Agilent instruments or Agilent 11899A probe power supply	+15 V/130 mA, -12.6 V/45 mA
--	--------------------------------

## Weight

Net 0.255 kg (0.563 lb),  
Shipping 1.49 kg (3.3 lb)

## Dimensions

Probe assembly length  
1245 mm (49 in)



## Other Accessories

11899A Probe Power Supply  
10218A Probe to BNC Male Adapter  
(recommended for use with the 8590 series)

## Accessories furnished with the 85024A

11880-60001 Type-N Male Adapter  
11881-60001 10:1 Divider  
01123-61302 2.5-inch Ground Lead  
5060-0549 Spanner Tip Assembly  
8710-1806 Probe Tip Nut Driver  
10229A Hook Tip  
30 mil Spare Probe Tips  
12 mil Spare Probe Tips



## Agilent Technologies' Test and Measurement Support, Services, and Assistance

Agilent Technologies aims to maximize the value you receive, while minimizing your risk and problems. We strive to ensure that you get the test and measurement capabilities you paid for and obtain the support you need. Our extensive support resources and services can help you choose the right Agilent products for your applications and apply them successfully. Every instrument and system we sell has a global warranty. Support is available for at least five years beyond the production life of the product. Two concepts underlie Agilent's overall support policy: "Our Promise" and "Your Advantage."

### Our Promise

"Our Promise" means your Agilent test and measurement equipment will meet its advertised performance and functionality. When you are choosing new equipment, we will help you with product information, including realistic performance specifications and practical recommendations from experienced test engineers. When you use Agilent equipment, we can verify that it works properly, help with product operation, and provide basic measurement assistance for the use of specified capabilities, at no extra cost upon request. Many self-help tools are available.

### Your Advantage

"Your Advantage" means that Agilent offers a wide range of additional expert test and measurement services, which you can purchase according to your unique technical and business needs. Solve problems efficiently and gain a competitive edge by contracting with us for calibration, extra-cost upgrades, out-of-warranty repairs, and on-site education and training, as well as design, system integration, project management, and other professional services. Experienced Agilent engineers and technicians worldwide can help you maximize your productivity, optimize the return on investment of your Agilent instruments and systems, and obtain dependable measurement accuracy for the life of those products.

Get assistance with all your test and measurement needs at:  
[www.agilent.com/find/assist](http://www.agilent.com/find/assist)

Product specifications and descriptions in this document subject to change without notice.

Copyright © 1998, 2000 Agilent Technologies  
Printed in U.S.A. 7/00  
5968-2101E



**Agilent Technologies**

Innovating the HP Way